

Trends from the AEDC

National results from the 2009, 2012, 2015 and 2018 data collections

The **AEDC** is a measure of young children's development at the start of their



Census happened in

2009
2012
2015
2018

>96%

of children have been included

That's almost
309,000
children in 2018

Find out more

For valuable AEDC resources visit
www.aedc.gov.au/resources



Developmental vulnerability on one or more domains has **decreased** from **22%** in 2015 to **21.7%** in 2018


Language and cognitive skills

Significant gains have been made, with fewer children developmentally vulnerable over the four collections




Communication skills and general knowledge

Developmental vulnerability has **steadily decreased**



Physical health and wellbeing

Developmental vulnerability has **fluctuated**




Social competence

Developmental vulnerability has **fluctuated**



Emotional maturity

Developmental vulnerability has **fluctuated**



Gap between **Aboriginal and Torres Strait Islander** and **non-Aboriginal and Torres Strait Islander** children is narrowing

Developmental vulnerability has steadily decreased for Aboriginal and Torres Strait Islander children

